

Grey County 2019 Trends & Opportunities

BWDSB / BGCDSB Annual Community Planning
and Partnership Meeting

Kim Wingrove, CAO
Barb Fedy, Director of Social Services
Randy Scherzer, Director of Planning
Grey County
May 14, 2019

Corporate Strategic Plan

1

Grow the Grey
County
Economy

2

Support Healthy,
Connected
Communities

3

Deliver Excellence
in Governance
and Service

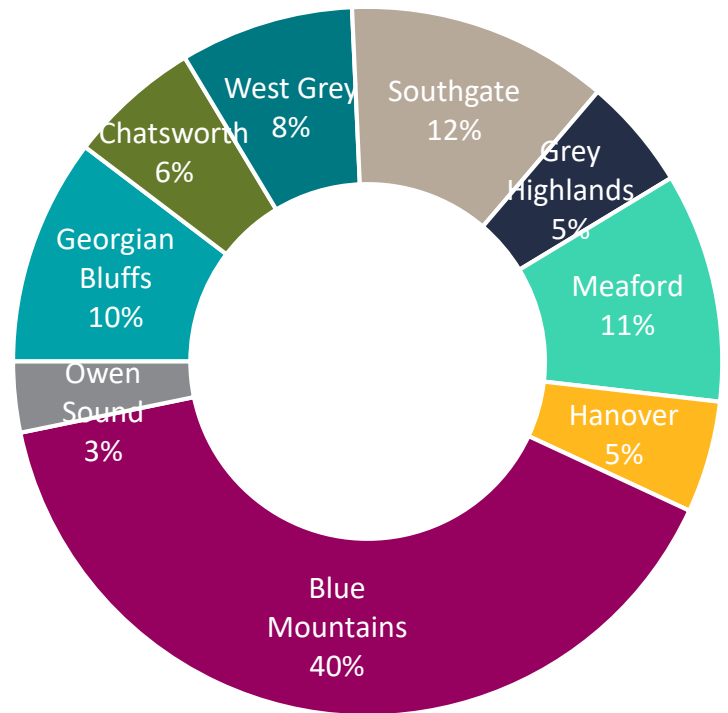
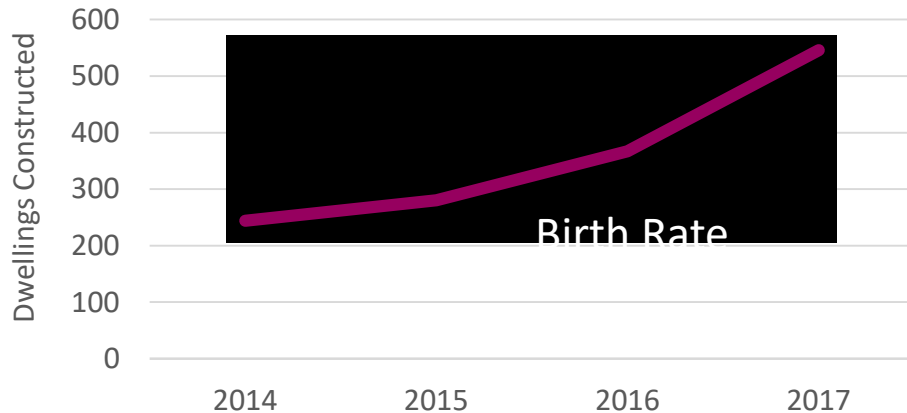


[2017-19 Corporate Strategic Plan](#)

Planning and Development Trends



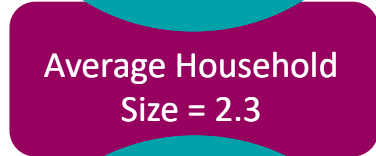
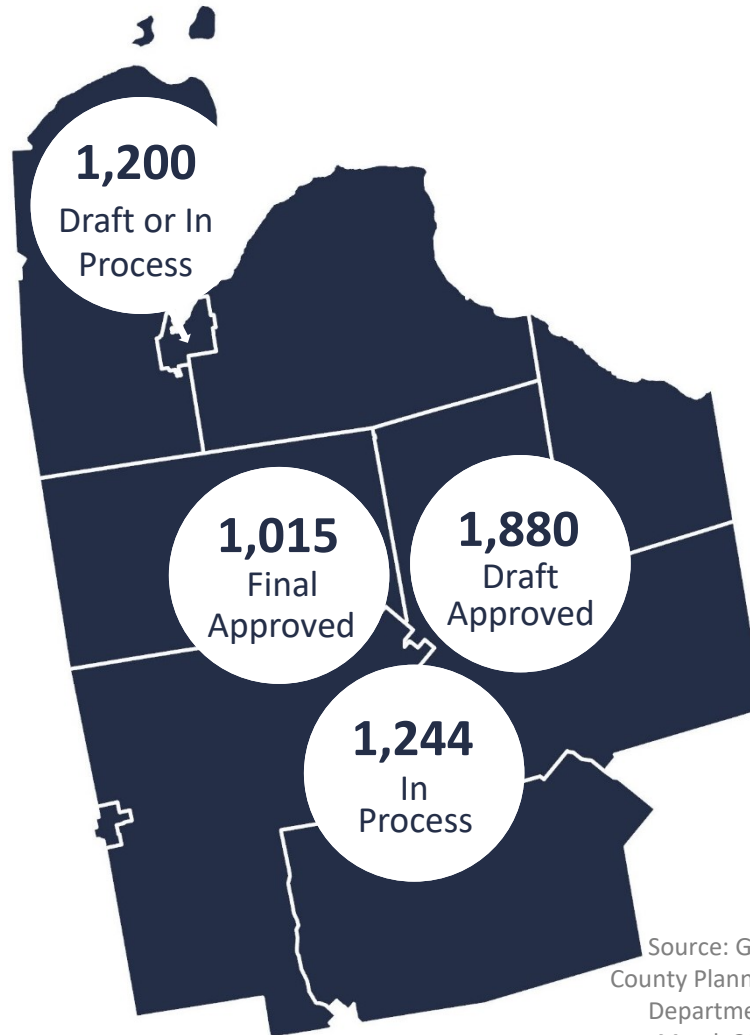
Grey County All Construction 2017-18



Source: Municipal Property Assessment Corporation (MPAC), 2018

Source: MPAC, 2018

Planning and Development Trends



Planning Priorities: 2019

- 1) Recolour Grey (New County Official Plan)
- 2) Proposed Community Improvement
- 3) Recreation Trail Master Plan
- 4) Climate Change Action Plan
- 5) Review of Existing Plans of Subd
- 6) Development Applications



Economic Development Trends



Municipality	2015 Jobs	2018 Jobs	% Change
Owen Sound	14,513	15,446	6%
Hanover	5,588	5,491	-2%
The Blue Mountains	5,087	5,796	14%
Grey Highlands	4,612	4,879	6%
Georgian Bluffs	4,057	4,081	1%
Meaford	3,554	3,659	3%
West Grey	3,490	3,422	-2%
Southgate	1,909	1,983	4%
Chatsworth	1,514	1,556	3%
Grey County	44,325	46,316	4%

Source: EMSI E-Analyst, 2019

Economic Development Trends



Largest Industries	2015 Jobs	2017 Jobs	% Change
Health Care	6,043	6,522	8%
Retail	5,644	5,714	1%
Manufacturing	5,119	5,141	0%
Construction	3,916	3,934	0%
Accommodation & Food	3,725	4,374	17%
Agriculture	2,925	2,625	-10%
Educational Services	1,948	2,141	10%

Source: EMSI E-Analyst, 2019

Economic Development Trends



ECONOMIC BARRIERS:



LABOUR



HOUSING



TRANSPORTATION



CHILDCARE

Economic Development Priorities: 2019

1) People

- Attraction & Retention
- Young Professionals Network
- Newcomers

2) Investment

- Foreign Direct Investment
- Community Improvement Plans

3) Sydenham Campus - Regional Skills Training, Trades & Innovation Community Hub

4) Entrepreneurship

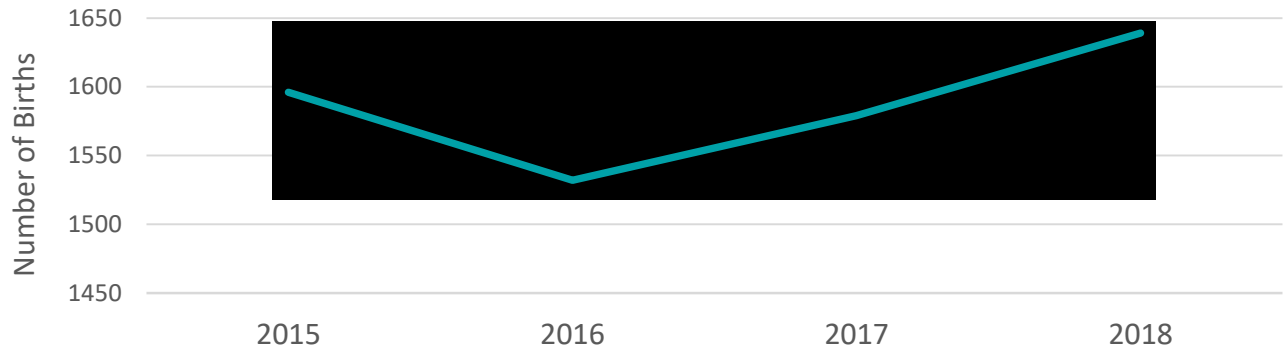
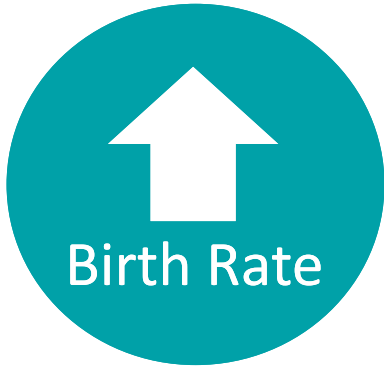
- Business Consultation & Training
- Mentorship
- Grants

5) Agri-Food

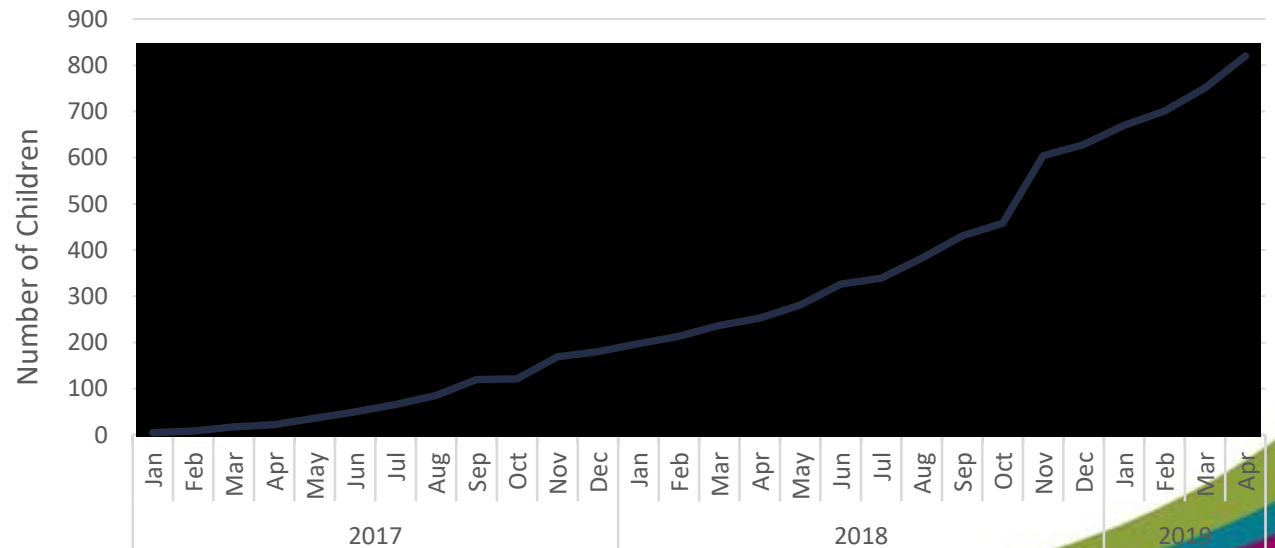
- Made in Grey Food Brand
- Land Matchmaking.
- Ag 4.0



Children's Services Trends

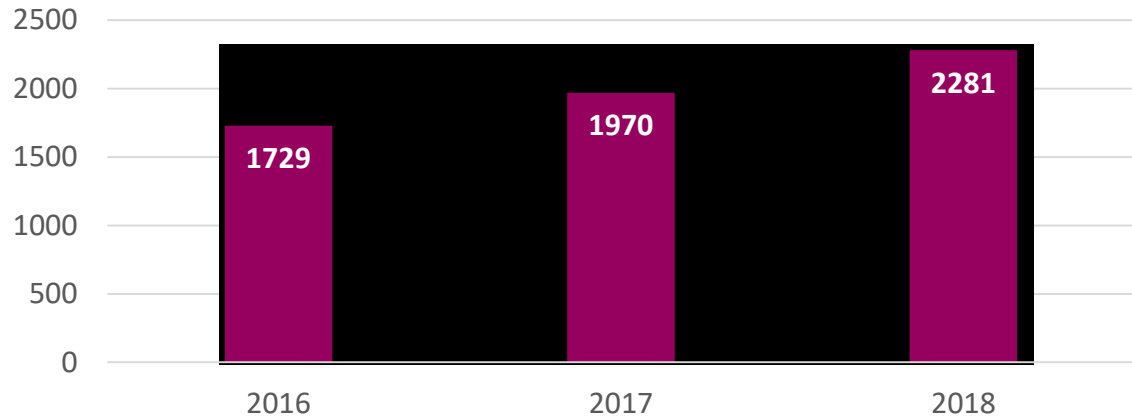


Source: Better Outcomes Registry Network Ontario (BORN), 2018



Source: Grey County OneHSN Waitlist, 2018

Children's Services Trends



Source: Grey County Internal Data, 2018



169

Total RECE's Employed at Grey County Child Care Centres, 2018

Source: Grey County Internal Data, 2018


73

Additional RECE's Required to Staff all Spaces at Centres, 2018

Source: Grey County Internal Data, 2018

Children's Services Priorities: 2019

- 1) Licensed Child Care Services
- 2) EarlyON Services
- 3) Special Needs Resourcing
- 4) Child Care & EarlyON Capital Projects
 - School-Based Projects
 - Community-Based Projects
 - Journey Together
- 5) Data and Research Informed Program Development
- 6) Children Services 5-Year Service Plan



Children's Services Trends



Grey County challenge
to serve a growing
population and economy
with fewer resources

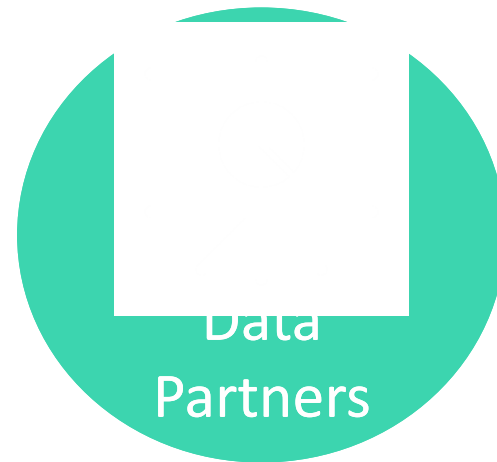



Hanover EarlyON Location

- Ministry of Education committed to move towards school-based services in the early years including child care and EarlyON
- Grey County interested in discussing options to locate the Hanover EarlyON within a school



Grey County – School Board Partnerships



Thank You

Kim.Wingrove@grey.ca, CAO

Barb.Fedy@grey.ca, Director of Social Services

Randy.Scherzer@grey.ca, Director of Planning

